

Review Article

TREATMENT OF LIVER DISEASES FROM HERBAL DRUGS

Anjali Verma*, Ayushi Saxena

Moradabad Educational Trust Group of Institutions Faculty of Pharmacy, Moradabad, Uttar Pradesh, India

* **Corresponding Author:** Tel. No. : +91 9917321653, Email: anjaliverma31814@gmail.com

ARTICLE INFO

Received 15 January 2021

Revised 11 December 2021

Accepted 4 February 2022

Keywords:

- Liver diseases
- Hepatoprotective
- Clinical Trial
- Drug(s)
- Plants
- Conventional

ABSTRACT

The Treatment of Liver Diseases, Herbal Drug are utilized to assume essential part from antiquated history. The utilization of restorative plants and their concentrates are utilized to inclined liver infections from the previous decade. The utilization of natural solutions for liver defensive exercises has turned out to be more well known. The 21st century has been moving towards home grown details for treating liver illnesses via cautiously consolidating with the qualities of present-day medication with conventional idea. The spices with dynamic constituents are utilized to treat liver infection of known, obscure, or numerous causes. The Synergistic impact of various Herbs with dynamic segment must be created. The home-grown medications are valuable in the treatment of infective, poisonous, and degenerative illnesses of the liver. In Indian systems of medicine using more than 87 Indian medicinal plants like *Silymarin*, *Azadirachta indica* (Neem), *Curcuma longa* (Haldi), *Ocimum tenuiflorum* (Tulsi), *Piper longum*, *Glycyrrhiza glabra* (Liquorice) are used to cure chronic liver diseases and jaundice etc Injury of liver cell is brought about by different damaging synthetic substances like carbon tetrachloride (CCl₄), anti-toxins, chemotherapeutic specialists, thioacetamide (TAA), microorganisms, unreasonable utilization of liquor and overdosing of medication are utilized to fix constant liver infections and jaundice and so on. The clinical preliminary was led to decide the viability of natural medication for treatment of liver infections. In present time the natural medication is clinically assuming a fundamental function with no side compelling the treatment of liver diseases.

1. INTRODUCTION

1.1 Liver

Liver is the largest organ in the human body. It is situated in the upper right quadrant of the midsection just beneath the diaphragm. The liver is separated into two fundamental flaps. The privilege and the left projections. Right is substantially bigger than the left. They are additionally separated in flaps are further into more modest lobules. Every lobule is comprised of millions of cells called hepatocytes, which are the essential metabolic cells of the liver [1]. Liver is exceptionally vascular,

most of its blood supply (80%) comes from the hepatic gateway vein, which convey blood containing processed supplements from the small digestive tract. The other 20% is provided by the hepatic corridor, which branches from the aorta and supplies the liver with oxygen. These enormous veins additionally partitioned into vessels to supply blood to every one of the lobules. As medications are presented to liver in higher fixation as first medication goes through liver and afterward reaches to fundamental circulation. Liver is the essential objective of injury from different medications and chemicals [2].

Functions of liver

- It filters the blood before passing throughout the body.
- It detoxifies chemicals and metabolize drug.
- The synthesis of plasma protein, Cholesterol, Bile, glucose, Clotting Factor
- Glycogen and Vitamin A, D, E, K are stored in liver.
- It likewise controls the degree of Blood sugar.

1.2 Herbal Drug

Around 40 polyherbal business definitions in India, presumed to have hepatoprotective movement. In the treatment of liver diseases. Natural medication contains numerous other option and free strategies in the avoidance. Parts utilized in home grown medication should exist in nature, with less result and no synthetic added substances. Home grown medications contain an assortment of synthetic constituents like phenols, lignans, and basic oils. The rough medication separates from many plants additionally shows the liver defensive action. Natural medication accentuates anticipation and well-being advancement and gives treatment to liver infection it believes the improvement of cognizance to be basic for ideal well-being and contemplation as the fundamental procedure for accomplishing this Government of India ought to support the field of home-grown plant. By utilizing Indian home-grown medication may bring about developing and hosting the economy of the nation by expanding natural exchange with the significant fearlessness around the globe. This will likewise improve the well-being and personal satisfaction of the whole country.

1.3 Surveys

The Survey has been conducted in United State which says that chronic liver disease and Cirrhosis result in about 35, 000 deaths each year. In the United States cirrhosis is the 9th leading cause of death and Account for 1. 2% of all US deaths. Liver failure has 2000 additional deaths every year. Causes of liver failure are viral hepatitis. Some drugs like Acetaminophen and many more has also shown to be part of liver failure.

2. LIVER DISEASES

Liver does a great deal of things to keep us sound. It transforms supplements into synthetics substance according to body prerequisite. It sifts through harmful material from our body and give energy from food. So, when liver doesn't work appropriately, its unevenness all the body framework.

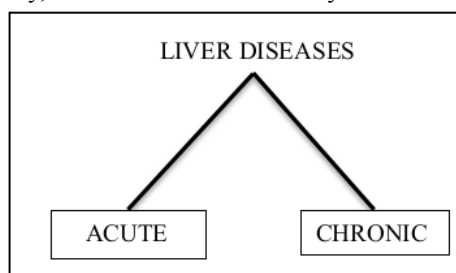


Figure 1 Types of liver disease manifestations

2.1 Acute liver diseases

On the off chance that an individual demonstrating any indications inside a restriction of half year, at that point individual is probably going to have intense liver illness, now and again individual attempted to recuperate itself as it were

2.2 Chronic liver diseases

On the off chance that an individual having manifestations of liver surpassing season of breaking point of half year then individual is probably going to have chronic liver sicknesses.

3. LIVER CIRRHOSIS

Cirrhosis is otherwise called hepatic cirrhosis or liver cirrhosis, it's far a condition where due to lengthy haul harm the liver would not work accurately because of long haul damage. This damage is then supplanted through scar tissue in set of standard liver tissue.

3.1 Pathophysiology

The primary driver of cirrhosis is viral like hepatitis and greasy liver. In cirrhosis the Scar tissue improvement supplant typical parenchyma and square the gateway stream of blood to Organ and influence the ordinary functioning. Research shows that the stellate cell (store nutrient A) discovered to be the fundamental driver of cirrhosis [3]. Hepatic parenchyma harm because of the aggravation actuate stellate cell and it increments Fibrosis and stops the blood stream in the flow. Persistent injury to the liver outcomes in irritation, putrefaction and therefore fibrosis. Fibrosis is start by enactment of the stellate cells and Kupffer cells, actuate platelets and Harmed hepatocytes are likewise included. Stellate cells are enacted by cytokines and their receptors, responsive oxygen intermediates, autocrine signals and paracrine signals. Inflammatory Cells causes fibrosis because of cytokine emission. Collagen1 and Collagen3 and fibronectin Replaces the ordinary grid in the space of Disease. Sub Endothelial fibrosis prompts loss of the Endothelial capacity and ordinary liver capacity. Collagenases (grid metalloproteinases) are presently Corrupt collagen however restrained by tissue inhibitors of Metalloproteinases (TIMPs) whose level is expanded in Liver fibrosis. In Starting stage liver fibrosis is reversible. When the irritation is less by either stifling or eliminating infections. The pathologic manifestation of cirrhosis is recovering knobs which are Separated by sinewy septa and loss of the ordinary lobular in the knobs which will prompt less measure of blood stream all through the liver [4] Spleen prompts hypersplenism and expanded sequestration of platelets.

Three types of Cirrhosis are seen based on the cause:

- (a) Micro nodular cirrhosis** are under 3mm in measurement Miniature nodular cirrhosis are caused because of youth cirrhosis, impediment of venous outpouring impediment, liquor-initiated harm.
- (b) Macro nodular cirrhosis** Irregular nodules with a variation greater than 3mm in diameter caused by Hepatitis B and C.

(c) **Mixed cirrhosis** is seen when the component of both miniature nodular and large scale nodular are seen, the underlying stage the liver extended. Liver surface gets unpredictable with and the shading becomes Yellow on the off chance that it partners with steatosis. There is obscure reason for fibrosis occurs. The fibrosis influences the typical liver cell and cause demolition which prompts hypertension. [5]

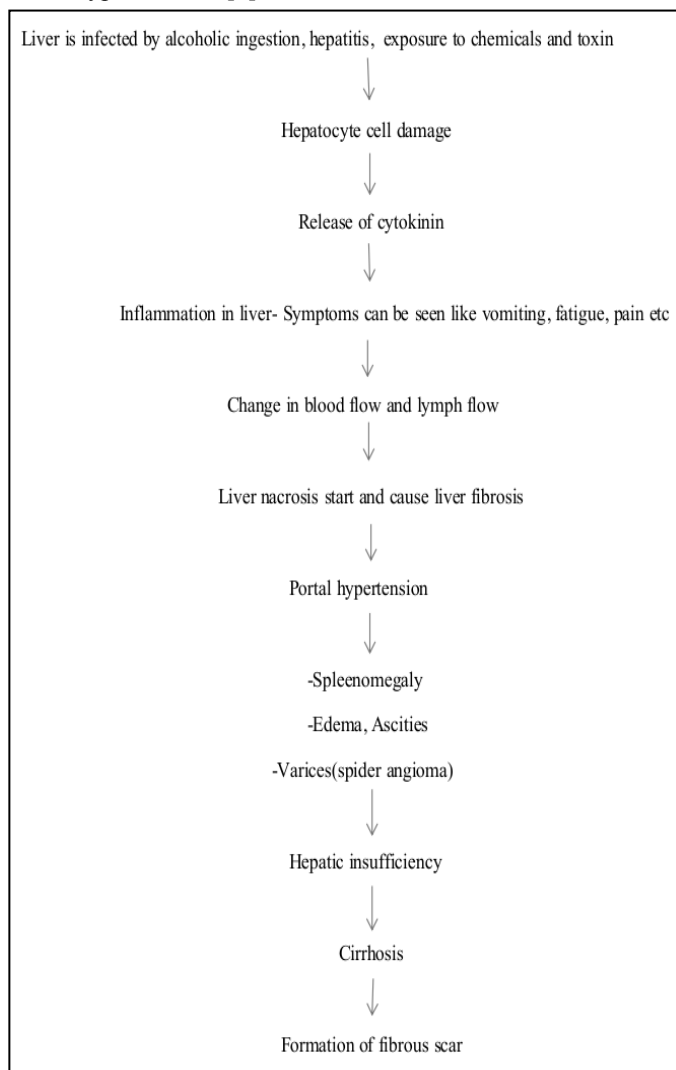


Figure 2 Pathophysiology of liver cirrhosis

3.2 Clinical manifestations

There are no indications can be seen in beginning phase of cirrhosis. Further reason for infection cause side effects like loss of

- Appetite
- Nausea
- Weight loss
- Spider like blood vessels
- Jaundice

3.3 Diagnosis

- (a) **Endoscopy:** To recognize and treat entrance hypertensive gastropathy and varices.
- (b) **Magnetic Resonance Imaging** - It can identify considerable tumor.
- (c) **Computerized Tomography Scan** - It can distinguish liver splenomegaly and carcinoma, Collateral enlargement of veins underneath foremost stomach divider.
- (d) **Ultrasound Examination** - It recognize change of size and state of liver.

3.4 Potential target for the effective treatment of liver diseases

- (a) **Drug induced hepatotoxicity:** In patient with cirrhosis Some allopathic medications cause liver illness like Antipsychotic, NSAIDS, Antibiotic. In cirrhosis these medications should be limited and should take securely in liver diseases [6]
- (b) **Liver transplantation:** The patient with cirrhosis are proposed for liver transfer after liver get totally of no utilization After liver transfer the body work typical in the greater part of the cases.
- (c) **Analgesic:** The patient with cirrhosis ought not take Analgesic it can cause problem. In instance of cirrhosis patients are not proposed to give NSAIDS.
- (d) **Vaccination:** Chronic liver disease patient should Get vaccinated to protect for Hepatitis A and for viral influenza.
- (e) **Herbal drugs:** There are a few natural medications have been inspected and are helpful. The advantage for take-up of natural medications in liver cirrhosis will be valuable from multiple points of view with less result. Those medications are *Silymarin*, *Holy Basil*, *Green tea*, *Glycyrrhiza glabra*, garlic. The expansion utilization of home grown medications show adequacy in treatment and counteraction of liver sicknesses and the main thing is they are protected in light of the fact that they are regular.

Some of the liver diseases are discussed here:

3.5 Hepatitis B

Hepatitis is the condition of inflammation in the liver, which is mainly caused by viral infection. Most common type of Hepatitis including [7]

- **Hepatitis A:** It is sent through ingesting some debased food or water or it can likewise cause by getting in contact with irresistible individual. It is viral infections may bring about gentle ailment to serious sickness
- **Hepatitis B:** It is primarily brought about by presentation to tainted body liquids, for example, Blood or open injuries and so forth who is having Hepatitis B infection. In the event that it endures longer than a half year in your body, at that point you are probably going to get liver malignancy or different infections.

- **Hepatitis C:** It is predominantly communicated through by interacting with sullied or contaminated Blood. Most individuals get tainted by sharing needles or from utilizing unsterilized item. Principally it has no indications, however can make mellow ailment extreme illness [8]

3.6 Immune system problem

Immune system protect the system from bacteria and viruses. But sometimes it tuned out in a wrong direction and start attacking their own body parts such as Liver [9]

- **Autoimmune hepatitis:** It is the condition in which Immune system turned against liver cell and start attacking it. It can be controlled by drugs at right time medication.
- **Primary biliary cholangitis:** It is a chronic liver disease which degrade bile duct slowly. Bile play a important role in digesting food and prevent from toxin substance and cholesterol. It mostly affect women in middle age rater than men.
- **Primary sclerosing cholangitis:** It is the disease in which the bile duct blocked due to inflammation or scarring, which result in accumulation of bile in liver and lead to damage of liver cell. Many people prefer Liver transplant in that case typically after 10 years of diagnosed of disease [10]

3.7 Cancer and Tumor

In the event that Cancer appeared in liver, it generally in light of spreading from another piece of the body, similar to lungs, colon, or bosoms. Yet, a couple of diseases began from the liver

- **Liver cancer:** Liver Cancer is the spread and development of undesirable cells in the liver. Cancer that begins in the liver is called essential Liver Cancer.
- **Bile channel Cancer:** Is also known as Cholangiocarcinoma. It is sort of disease that discovered wherever in the bile duct. This sort of malignant growth basically influences individuals over age 50, yet it's uncommon [11].
- **Liver cell adenoma:** Tumor that doesn't have malignant growth. It's exceptional, yet ladies who take contraception pills for quite a while are more inclined than different ladies to create it. There's extremely less possibility that the tumor could at last transform into cancer. [12]
- **Alcohol abuse:** It is a constant liver sickness. It is known by devouring liquor in uncontrolled manner which can prompt cirrhosis. There are numerous wellbeing dangers of ongoing liquor misuse, going from hypertension to stroke.
- **Drug overdoses** should be possible deliberately or inadvertently. At the point when individual taking an excessive amount of portion whether it's by solution or by Over the counter (OTC). Overdose of medications prompts danger of life [13].
- **Nonalcoholic fatty liver illnesses (NAFLD)** when a lot of fat stored in the liver lead to greasy liver, it just found

in the individual who doesn't burn-through liquor. One sort of NAFLD is nonalcoholic steatohepatitis (NASH). It implies you have cell harm and irritation in the liver, just as fats [14].

- **Drug incited liver sicknesses:** Drug actuated liver injury is an extraordinary problem but it causes liver illnesses that it related with allopathic medication. Anti-infection agents and antiepileptic drugs are the most well-known medication classes which cause drug incite liver illnesses [15].

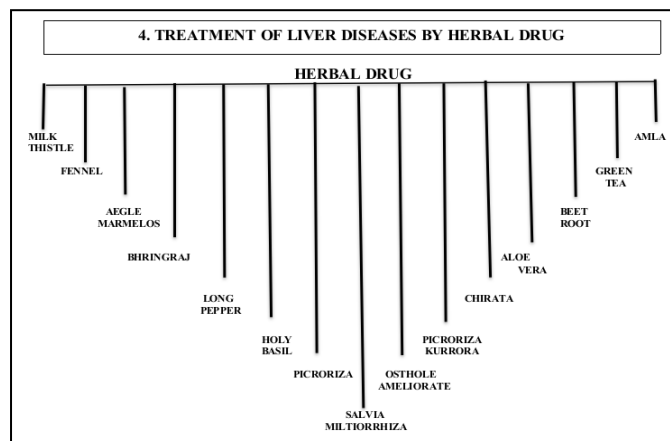


Figure 3 Potential herbal sources for the effective management of liver diseases

4. 1 Silymarin

Silybum marianum L. (Milk Thistle), has a place with the group of *Carduus marianum*. Silymarin is an antiquated restorative plant and individuals are utilized from hundreds of years for the treatment of liver illness like hepatitis C infection, nonalcoholic greasy liver sickness and it is likewise viable against snake bite. *Silymarin* can be found in Kashmir, with prickly enormous leaves and a rosy purple blossom and the therapeutic piece of the plant is either the seeds or fruits. The first utilization of silymarin was known for hepatoprotective action. *Silymarin* is the dynamic constituents of the spice and milk thorn decoction is coming in market as *silymarin* and silybinin containers and tablets with great bio availability under the business trademarks like Livergol and Legalon [16].



Figure 4 Silymarin fruit [40]

Mechanism of action

Silymarin is viably utilized as hepatoprotection. The instrument of activity isn't totally inspected at this point, *Silymarin* has a steroid structure so it expands the recover the liver cell upgrading the combination of DNA and RNA. *Silymarin* has a short half-life and snappy formation in the liver [17].

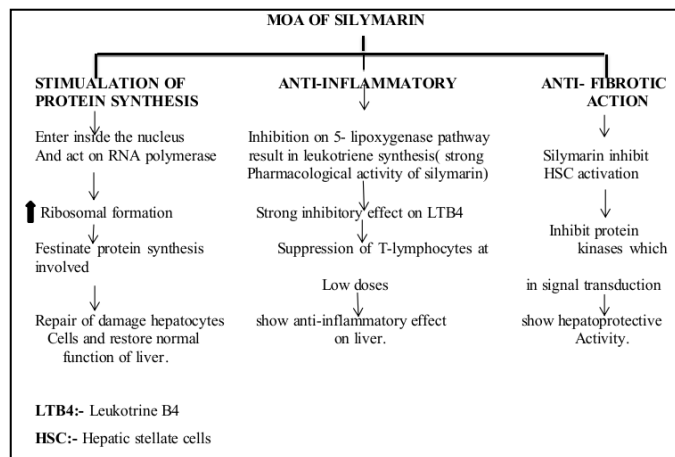


Figure 5 Mechanism of action of *Silymarin*

4.2 *Foeniculum Vulgare* (Fennel)

Foeniculum vulgare (fennel) essential oil shows its Hepatoprotective activity was studied using carbon tetrachloride (CCl₄) induced liver injury model in rats. The hepatotoxicity produced by acute (CCl₄) administration was found to be inhibited by *foeniculum vulgare* with evidence of decreased levels of serum as, alkaline phosphatase, alanine, aminotransferase, aspartate aminotransferase (AST) and bilirubin. The results of this study indicate that has a potent hepatoprotective action against CCl₄-induced hepatic damage in rats.



Figure 6 *Fennel* plant [41]

4.3 *Curcuma Longa*

Curcuma longa (Turmeric) is one of the most established spices known for its clinical reason and furthermore it is utilized as

flavors has been utilized broadly Ayurvedic clinical framework. The dynamic constituent of *Curcuma longa* is Curcumin. The hepatoprotective movement of the ethanol concentrate of *Curcuma longa* was explored against paracetamol-incited liver harm in rodents showed by measurably huge expansion in serum alanine aminotransferase (ALT), Aspartate aminotransferase (AST) and antacid phosphatase (ALP).

Taking everything into account, curcumin improved liver histopathology in beginning phase of ethanol-incited liver injury by decrease of oxidative pressure and restraint of NF-kappaB activation. [18].

4.4 *Aegle Marmelos*

It is also known as *Bilva* in ancient time, it was used as herbal drug in the Indian System of medicine. The hepatoprotective effect of *Aegle marmelos* in alcohol-induced liver injury was evaluated by using rat as an essential marker in biochemical parameters. The results indicated that, the *Bael* or *Bilva* leaves have an excellent hepato-protective effect [19, 20].



Figure 7 *Aeglemarmelos* [43]

4.5 *Green Tea*

Camellia sinensis ordinarily known as green tea. Green tea is started from China and is created in china. Green tea is produced using the leaves of the plant *Camellia sinensis* (found in china). The leaves are utilized as green tea in intense liver injury and oxidative pressure injury. Green tea is viably helpful in forestalling Hepatic C Virus (HCV) section into the liver cells [21].

4.6 *Bhringraj*

Bhringraj = The *Bhringraj* otherwise called “bogus daisy.” The spice is in the sunflower family and fills best in damp spots including Thailand, India. The juice separated from the leaves of the *bhringraj* (bogus daisy) plant are utilized as a liver tonic in Ayurvedic medication and is ordinarily utilized by the individuals of India. The investigations show that the spice additionally help in liver cell generation [22].



Figure 8: Bhringraj [37]



Figure 10: Holy Basil [32]

4.7 Long Pepper

Long pepper also known as *Fructus Piperis Longi* is another herb commonly used in India. *Long pepper* is used in the Ayurvedic system of medicine [23].

The main benefit of this plant it is low in cost and is easy-to-obtain and used in various diseases like Hepatotoxicity, Jaundice. Long pepper has been known as capable of enhancing liver function by the release of antioxidant activities. The active constituents of long pepper are Piperis which is effectively used in hepatotoxicity ND Chemical driven which is usually happen excessive intake of allopathic drugs like Antipsychotic, painkiller. Piperine has capability to protect your liver from restricting fibrosis and improving regeneration [24].



Figure 9: Long Pepper [36]

4.8 Holy Basil

Sacred Basil is ordinarily known as Tulsi have a significant spot among the different therapeutic spices utilized in India. Tulsi is known as a spice which assume a significant function as hepatoprotective specialist. In Ayurvedic framework it is likewise known for treatment of liver diseases [25]. Tulsi contains eugenol, a substance found in numerous basic oils small measure of eugenol assume a significant function to forestall poison instigated harm to the liver. It is said that the mix of blessed basil and silymarin shows hepatoprotective movement. Holy basils are effectively accessible in India and utilized as ayurvedic and society medicine [26].

4.9 Beet Root

The Beet root plant separate use to improve injury in the liver. Beetroot juice is a beverage known for Hepatoprotective specialist. Beetroot is a rich wellspring of phytochemical segments like ascorbic corrosive, carotenoids, phenolic acids, and flavonoids. Beetroot contains a gathering of profoundly bioactive shades known as *betalains*. A *betalains* has calming and against oxidant property. Due to its mitigating and hostile to oxidative property beetroot is utilized in constant irritation, for example, liver disease [27].

4.10 Liquorice

Glycyrrhiza Glabra is normally know as Liquorice is regularly utilized medication in India and it shows a decent impact on liver. Liquorice shows hepatoprotective impacts and can diminish liver injury. Liquorice extricates forestalled CCl₄-actuated hepatotoxicity by expanding cell reinforcement chemical action and diminishing the creation of TNF- α . Liquorice likewise show preventive impact in alcoholic greasy liver [28].



Figure 11: Liquorice [34]

4.11 Chirata

Otherwise called Swertia chirayita. It is found in Khasi slopes contain a yellow shading unpleasant corrosive, ophelic corrosive.

Two glycosides are found in Chirata i. e. amarogentin, phenols. It is one of the bitterest natural items known. Ayurveda says that this spice is a harsh tonic. It shows its impact in the treatment of liver issues. It has likewise been reported to secure the liver [29].



Figure 12: Chirata [42]

4.12 Aloe Vera

Aloe Vera is a desert flora-like plant having a place with the group of lily; it is a jam-like substance. Oral types of Aloe Vera have been utilized for liver injury. The dynamic part of its plant is available in the leaf. Aloe Vera has the accompanying mixtures: Vitamin A, Vitamin C, Vitamin E, Amylase, bradykinase, carboxypeptidase, catalase, and so on. In 2005, it got known for its hepatotoxicity property. Aloe Vera leaves separate into numerous segments, and the juice is additionally ideal for the liver. Since it's hydrating and rich in phytonutrients [30].



Figure 13: Aloe Vera [44]

4.13 Osthole Ameliorate

Osthole is a characteristic coumarin obtained from the Cnidium plant. Osthole contains 7-methoxy-8-(3-methyl-2-butenyl)-2H-1-benzopyran-2-one, a natural coumarin. Osthole is defensive against hepatitis. It smothered the creation of hepatitis B infection (HBV) in cell culture and forestalled hepatitis B. It

diminished liver injury by diminishing the degrees of plasma AST and ALT and diminishing collagen and α -SMA gathering, and improving hepatic fibrosis. Osthole likewise forestalled drug-prompted liver disease [30].

4.14 Salvia Miltiorrhiza

Salvianolic acids are the most plentiful mixtures of *Salvia miltiorrhiza*. It is utilized in the treatment of liver sicknesses like fibrosis. The impacts of salvianolic acids are utilized to treat fibrosis, liver sicknesses, and cancer. The useful mechanisms and pharmacological action of salvianolic acids in the therapy of fibrosis, liver infections, and cancer [31].

4.15 Picrorhiza Kurroa

The concentrate from rhizomes and underlying foundations of this plant is generally known as Katka, Kutki. The rhizomatous part of the plant and the root is utilized. These are utilized to deal with an assortment of infections like hepatitis, fever, spleen, including jaundice [32, 33]. Earlier, an Ayurvedic definition Arogya vardhini—half *P. kurroa* was discovered viable in a plan and utilized for viral hepatitis.



Figure 14: Picrorhiza Kurroa [35]

4.16 Phyllanthus Amarus or Amla

Phyllanthus has a place with the group of *Phyllanthaceae*. It is otherwise called Indian gooseberry. *Phyllanthus* contains phyllanthins, hypophyllanthins, and a few polyphenols, so it helps in the therapy of the hepatitis B virus (HBV) life cycle. *Phyllanthus* has indicated successfully bring about therapy of ongoing HBV contamination. It has indicated a more prominent degree of HBsAg freedom and HBeAg seroconversion. *Phyllanthus* alongside interferon shows a greater potential in the therapy of constant HBV disease. In correlation with interferon alone, these investigations demonstrate a solid hepatoprotective and antiviral movement of *Phyllanthus* [32].

Table 1 : List of medicinal plant used to treat liver diseases

SCIENTIFIC NAME	COMMON NAME	FAMILY NAME	DOSE
<i>Silymarin</i>	Milk thistle	<i>Asteraceae</i>	600 or 1200 mg daily in patients chronically infected with hepatitis C virus
<i>Liquorice</i>	Jyeshta madhu	<i>Leguminosae</i>	Oral administration dose of (200-400 mg/kg)
<i>Azadirachta indica</i>	Neem	<i>Meliaceae</i>	Oral administration extract (100-200 mg/kg)
<i>Curcuma longa</i>	Haldi	<i>Zingiberaceae</i>	Oral administration extract (100-200 mg/kg)
<i>Green tea</i>	Camellia sinensis	<i>Theaceae</i>	It is adjusted to 1, 080 mg/700ml
<i>Picrorhiza</i>	Kutki	<i>Scrophulariaceae</i>	Oral administration dose of 200 mg/kg
<i>Eclipta alba</i>	Bhringraj	<i>Asteraceae</i>	Oral administration extract (200-400 mg/kg)
<i>Phyllanthus emblica</i>	Bhui amla	<i>Euphorbiaceae</i>	Oral administration extract (100-200 mg/kg)
<i>Uncaria gambir</i>	Kattha	<i>Rubiaceae</i>	Oral administration 200 mg and 400 mg/kg
<i>Tinospora cordifolia</i>	Gulvel	<i>Menispermaceae</i>	Oral administered 100 mg and 200 mg/kg

5. CONCLUSION

It is indicated that numerous natural plants have the property to treat distinctive liver illnesses. Many plants have organically dynamic fixings that can use as a mix for viable and focused on hepatoprotective medications. These organically dynamic atoms might be detached and tried in creature models and controlled clinical preliminaries which will empower the method for their clinical use. These medications will show hepatic recovery, forestall degeneration or corruption of liver cells brought about by medications, poisons, and viral specialists and will improve the biliary capacities. It is indicated that home grown item can shield the liver from oxidative injury, advance infection disposal, block fibrogenesis, or repress tumor development however the dynamic part is utilized for therapeutic effect and moderately gentle results, patients normally like the utilization of common specialists to treat liver illnesses.

REFERENCES

1. *Stickel F, Schuppan D.* Herbal medicine in the treatment of liver diseases. *Digestive and liver disease.* 2007 Apr 1;39(4):293-304.
2. *Dhiman RK, Chawla YK.* Herbal medicines for liver diseases. *Digestive diseases and sciences.* 2005 Oct 1;50(10):1807-12.
3. *Thyagarajan SP, Jayaram S, Gopalakrishnan V, Hari R, Jeyakumar P, Sripathi MS.* Herbal medicines for liver diseases in India. *Journal of Gastroenterology and Hepatology.* 2002 Dec;17:S370-6.
4. *Subramoniam A, Pushpangadan P.* Development of phytomedicines for liver disease. *Indian journal of Pharmacology.* 1999 May 1;31(3):166.
5. *Pradhan SC, Girish C.* Hepatoprotective herbal drug, silymarin from experimental pharmacology to clinical medicine. *Indian Journal of Medical Research.* 2006 Nov 1;124(5):491-504.
6. *Zhang A, Sun H, Wang X.* Recent advances in natural products from plants for treatment of liver diseases. *European journal of medicinal chemistry.* 2013 May 1;63:570-7.

7. Girish C, Pradhan SC. Indian herbal medicines in the treatment of liver diseases: problems and promises. *Fundamental & clinical pharmacology*. 2012 Apr;26(2):180-9.
8. Abenavoli L, Capasso R, Milic N, Capasso F. Milk thistle in liver diseases: past, present, future. *Phytotherapy Research*. 2010 Oct;24(10):1423-32.
9. Li JY, Cao HY, Liu P, Cheng GH, Sun MY. Glycyrrhizic acid in the treatment of liver diseases: literature review. *BioMed research international*. 2014 Oct;2014.
10. Hong M, Li S, Tan HY, Wang N, Tsao SW, Feng Y. Current status of herbal medicines in chronic liver disease therapy: the biological effects, molecular targets and future prospects. *International journal of molecular sciences*. 2015 Dec;16(12):28705-45.
11. Levy C, Seeff LD, Lindor KD. Use of herbal supplements for chronic liver disease. *Clinical Gastroenterology and Hepatology*. 2004 Nov 1;2(11):947-56.
12. Larrey D. Drug-induced liver diseases. *Journal of hepatology*. 2000 Jan 1;32:77-88.
13. Seeff LB, Curto TM, Szabo G, Everson GT, Bonkovsky HL, Dienstag JL, Shiffman ML, Lindsay KL, Lok AS, Di Bisceglie AM, Lee WM. Herbal product use by persons enrolled in the hepatitis C Antiviral Long-Term Treatment Against Cirrhosis (HALT-C) Trial. *Hepatology*. 2008 Feb;47(2):605-12.
14. Stickel F, Hellerbrand C. Herbs to treat liver diseases: More than placebo?. *Clinical liver disease*. 2015 Dec;6(6):136.
15. Teschke R, Danan G. Drug-induced liver injury: Is chronic liver disease a risk factor and a clinical issue?. *Expert Opinion on Drug Metabolism & Toxicology*. 2017 Apr 3;13(4):425-38.
16. Saller R, Meier R, Brignoli R. The use of silymarin in the treatment of liver diseases. *Drugs*. 2001 Dec 1;61(14):2035-63.
17. Kumar A. A review on hepatoprotective herbal drugs. *Int J Res Pharm Chem*. 2012;2(1):96-102
18. Sadeek EA. Protective effect of fresh juice from red beetroot (*Beta vulgaris L.*) and radish (*Raphanus sativus L.*) against carbon tetrachloride induced hepatotoxicity in rat models. *In Biol. Sci* 2011 (Vol. 7, No. 1, pp. 69-84).
19. Afzali N, Ebadi SS, Afzali H, Sharif MR, Vazirian M, Ebadi SA, Shahkarami V, Rahimi H. Effect of *Beta vulgaris* Extract on Liver Enzymes in Patients with Non-Alcoholic Fatty Liver Disease: A Randomized Clinical Trial. *Hepatitis Monthly*. 2020 Jul 1;20(7).
20. Tang W, Jiang YF, Ponnusamy M, Diallo M. Role of Nrf2 in chronic liver disease. *World Journal of Gastroenterology: WJG*. 2014 Sep 28;20(36):13079.
21. De Silva HA, Saparamadu PA, Thabrew MI, Pathmeswaran A, Fonseka MM, De Silva HJ. Liv. 52 in alcoholic liver disease: a prospective, controlled trial. *Journal of ethnopharmacology*. 2003 Jan 1;84(1):47-50.
22. Dayal RS, Kalra K, Rajvanshi VS, Baheti PC. A clinico-pathological study of hepatomegaly with special reference to Liv. 52 therapy'. *J. Ind. med. Prof.* 1970;9:7768.
23. Kim SH, Cheon HJ, Yun N, Oh ST, Shin E, Shim KS, Lee SM. Protective effect of a mixture of Aloe vera and *Silybum marianum* against carbon tetrachloride-induced acute hepatotoxicity and liver fibrosis. *Journal of pharmacological sciences*. 2009;109(1):119-27.
24. Govind P. Medicinal plants against liver diseases. *IJPR*. 2011 May;2(5):115-21.
25. Chen KH, Lin BR, Chien CT, Ho CH. *Emblica officinalis* Gaertn. attenuates N-nitrosodiethylamine-induced apoptosis, autophagy, and inflammation in rat livers. *Journal of medicinal food*. 2011 Jul 1;14(7-8):746-55.
26. Kim HY, Okubo T, Juneja LR, Yokozawa T. The protective role of amla (*Emblica officinalis* Gaertn.) against fructose-induced metabolic syndrome in a rat model. *British journal of nutrition*. 2010 Feb;103(4):502-12.
27. Li S, Tan HY, Wang N, Zhang ZJ, Lao L, Wong CW, Feng Y. The role of oxidative stress and antioxidants in liver diseases. *International journal of molecular sciences*. 2015 Nov;16(11):26087-124.
28. Verma PC, Basu V, Gupta V, Saxena G, Ur Rahman L. Pharmacology and chemistry of a potent hepatoprotective compound Picroliv isolated from the roots and rhizomes of *Picrorhiza kurroa royle ex benth.* (kutki). *Current pharmaceutical biotechnology*. 2009 Sep 1;10(6):641-9.
29. Samant SS, Pant S. Diversity, distribution pattern and conservation status of the plants used in liver diseases/ailments in Indian Himalayan region. *Journal of Mountain science*. 2006 Mar 1;3(1):28-47.
30. Lin YL, Wu CH, Luo MH, Huang YJ, Wang CN, Shiao MS, Huang YT. In vitro protective effects of salvianolic acid B on primary hepatocytes and hepatic stellate cells. *Journal of ethnopharmacology*. 2006 Apr 21;105(1-2):215-22.
31. Rajaratnam M, Prystupa A, Lachowska-Kotowska P, Zaluska W, Filip R. Herbal medicine for treatment and prevention of liver diseases. *Journal of Pre-Clinical and Clinical Research*. 2014;8(2).
32. Lu X, Zhao Y, Sun Y, Yang S, Yang X. Characterisation of polysaccharides from green tea of Huangshan Maofeng with antioxidant and hepatoprotective effects. *Food chemistry*. 2013 Dec 15;141(4):3415-23.
33. Valenzuela AL, Garrido AR. Biochemical bases of pharmacological action of flavonoids silymarin and of its structural isomer silibinin. *Biological Research*. 1994 Jan 1;27:105.